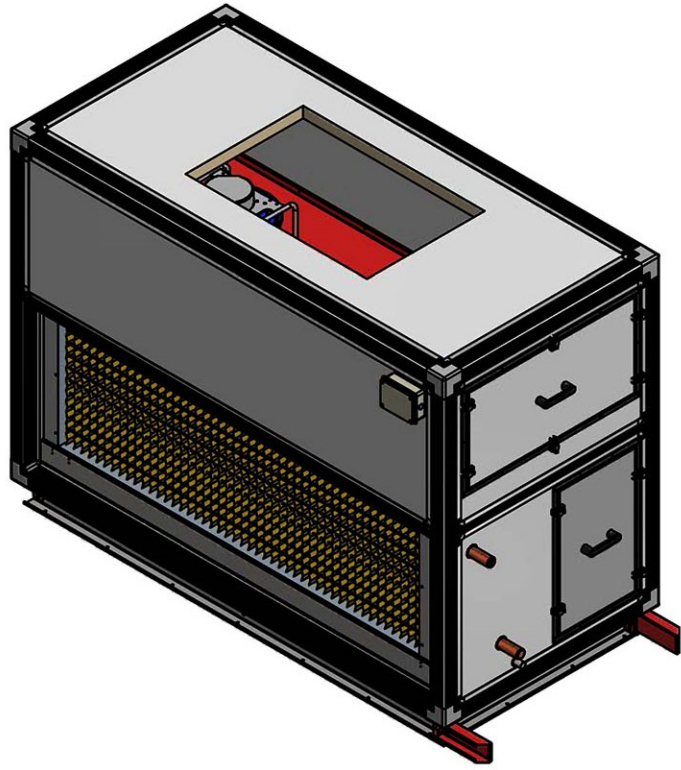
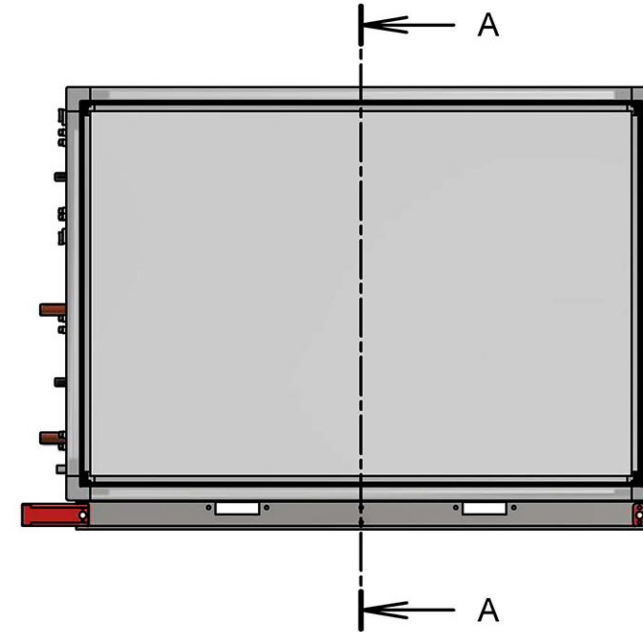
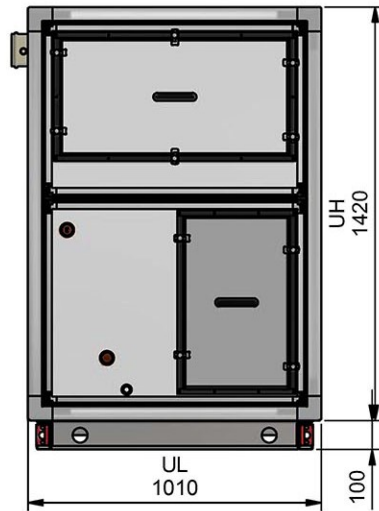
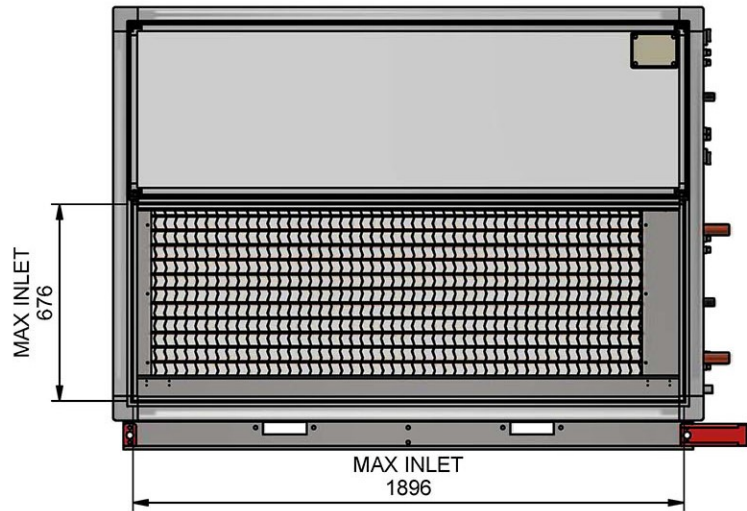
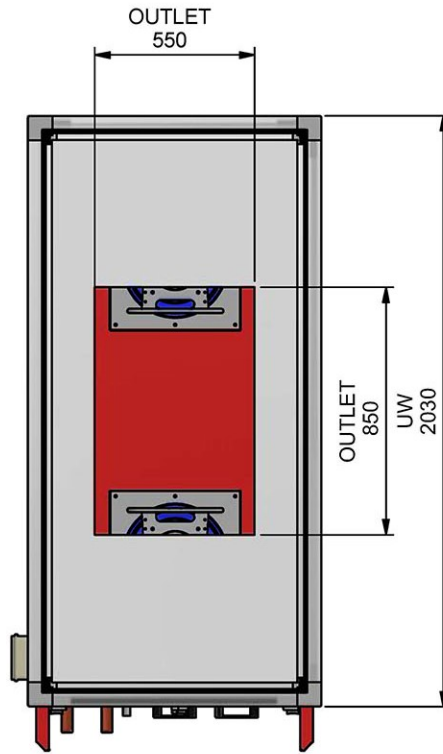
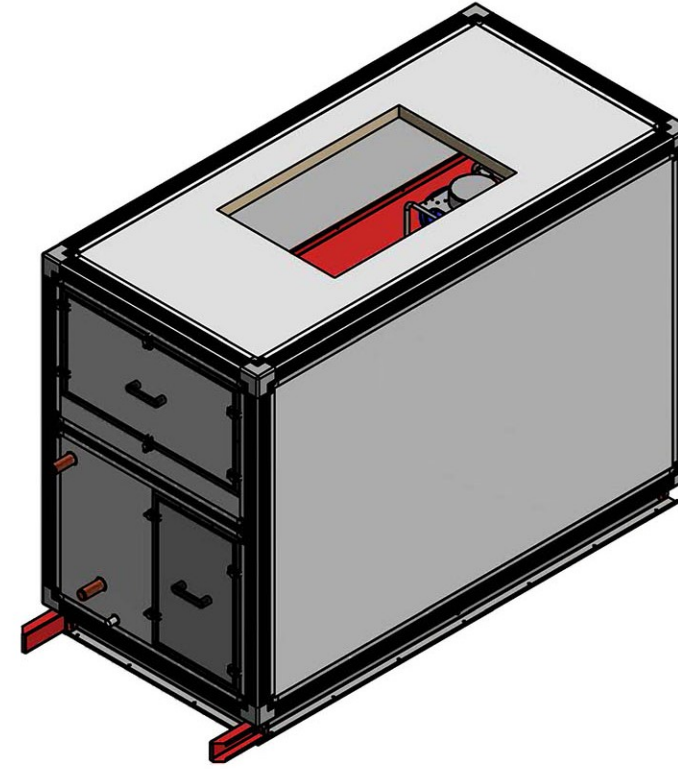


10 9 8 7 6 5 4 3 2 1

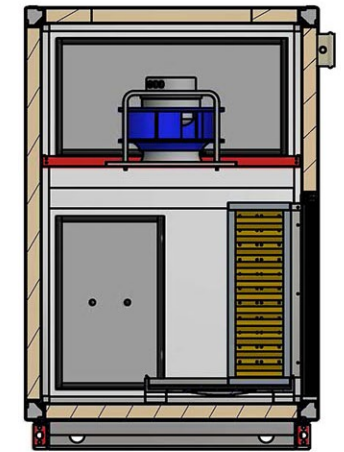
VIEW ISO 1 (1 : 25)



VIEW ISO 2 (1 : 25)



A-A (1 : 26)



MAX S/A (HORIZONTAL) : 380 X 1805MM
 MAX S/A (VERTICAL) : 770 X 1805MM

UNLESS OTHERWISE SPECIFIED
 DIMENSIONS ARE IN MILLIMETERS
 BREAK AND DEBUR ALL SHARP EDGES

3rd ANGLE PROJECTION
 DO NOT SCALE DRAWING

| Rev | By | Date | Description |
|-----|-----|------------|------------------|
| /00 | Toh | 21/03/2017 | Initial Released |

Fantech Pty Ltd. © A.C.N. 005 434 024
 45 NESTOR DRIVE, MEADOWBROOK, QUEENSLAND, AUSTRALIA. 4131
 TELEPHONE: (07) 32 999 888 FACSIMILE: (07) 32 999 800



DRAWN: Toh DATE: 21/3/2017
 CHKD: Sean DATE: --
 APPRD: JT DATE: --

General Layout
 ME2B-V206/G3-FCO,
 GR31(115506)x2

DRAWING NO: 868-8010-2206 REV: /00 SCALE: 1 : 26 SIZE: A3