
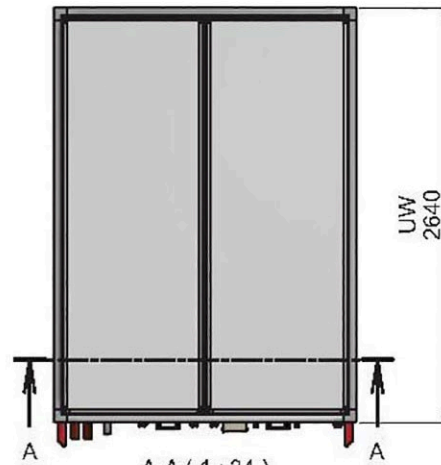
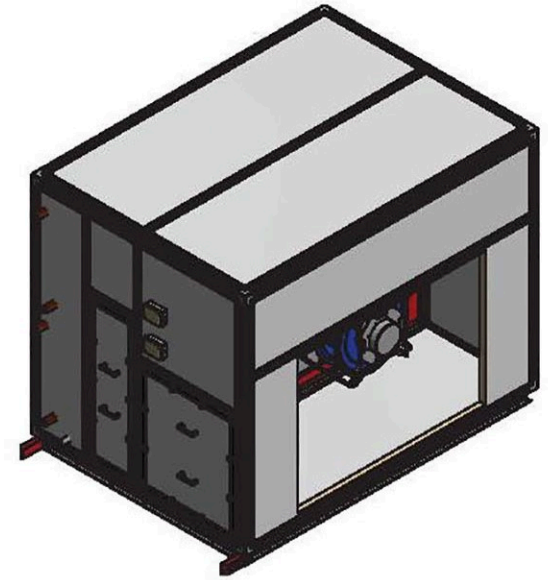


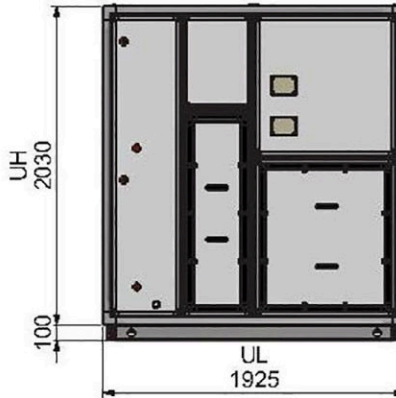
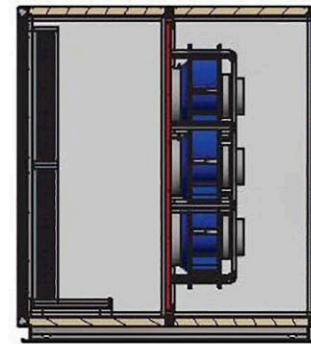
VIEW ISO 1 (1 : 34)



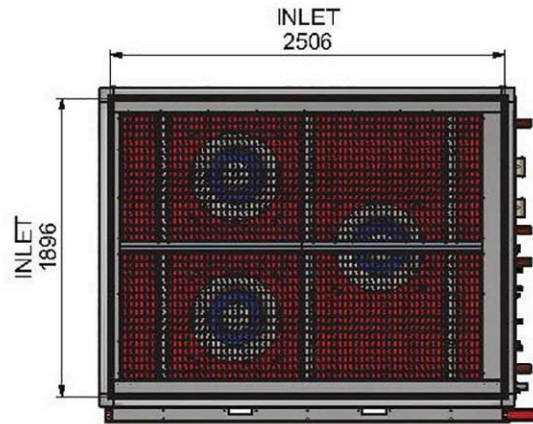
VIEW ISO 2 (1 : 34)



A-A (1 : 34)

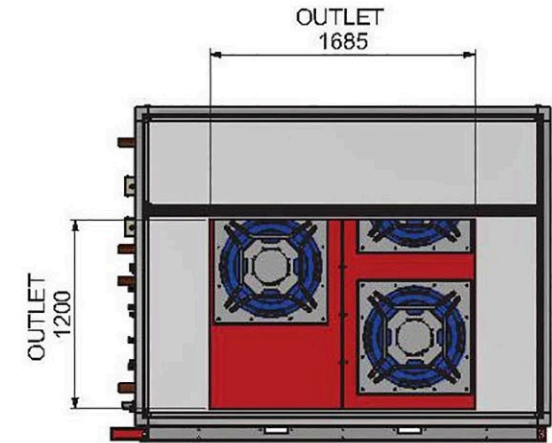


UL 1925



INLET 2506

INLET 1896



OUTLET 1685

OUTLET 1200

MAX S/A (HORIZONTAL) : 1200 X 2130MM
 MAX S/A (VERTICAL) : 480 X 2415MM

UNLESS OTHERWISE SPECIFIED
 DIMENSIONS ARE IN MILLIMETRES
 BREAK AND Omit ALL DIMENSIONS
 3rd ANGLE
 PROJECTION
 DO NOT SCALE DRAWING

Rev	By	Date	Description
001	Toh	08/05/2017	Initial Released

Fantech Pty Ltd. © A.C.N. 605 434 024 45 HESTOR DRIVE, MEADOWBROOK, QUEENSLAND AUSTRALIA 4131 TELEPHONE (07) 32 999 888 FACSIMILE (07) 32 999 800		
DRAWN: Toh CHKD: Sean APPRD: JT	DATE: 6/5/2017 DATE: - DATE: -	
DRAWING NO: 868-8010-0608		General Layout ME2B-H608/G3-FCO, GR56L(Y73727)x3
REV: /00	SCALE: 1 : 34	SIZE: A3